

# **Industrial farms in Estonia**

**By**

**Maret Merisaar**

**Estonian Green Movement**

**CCB Water Policy Officer**

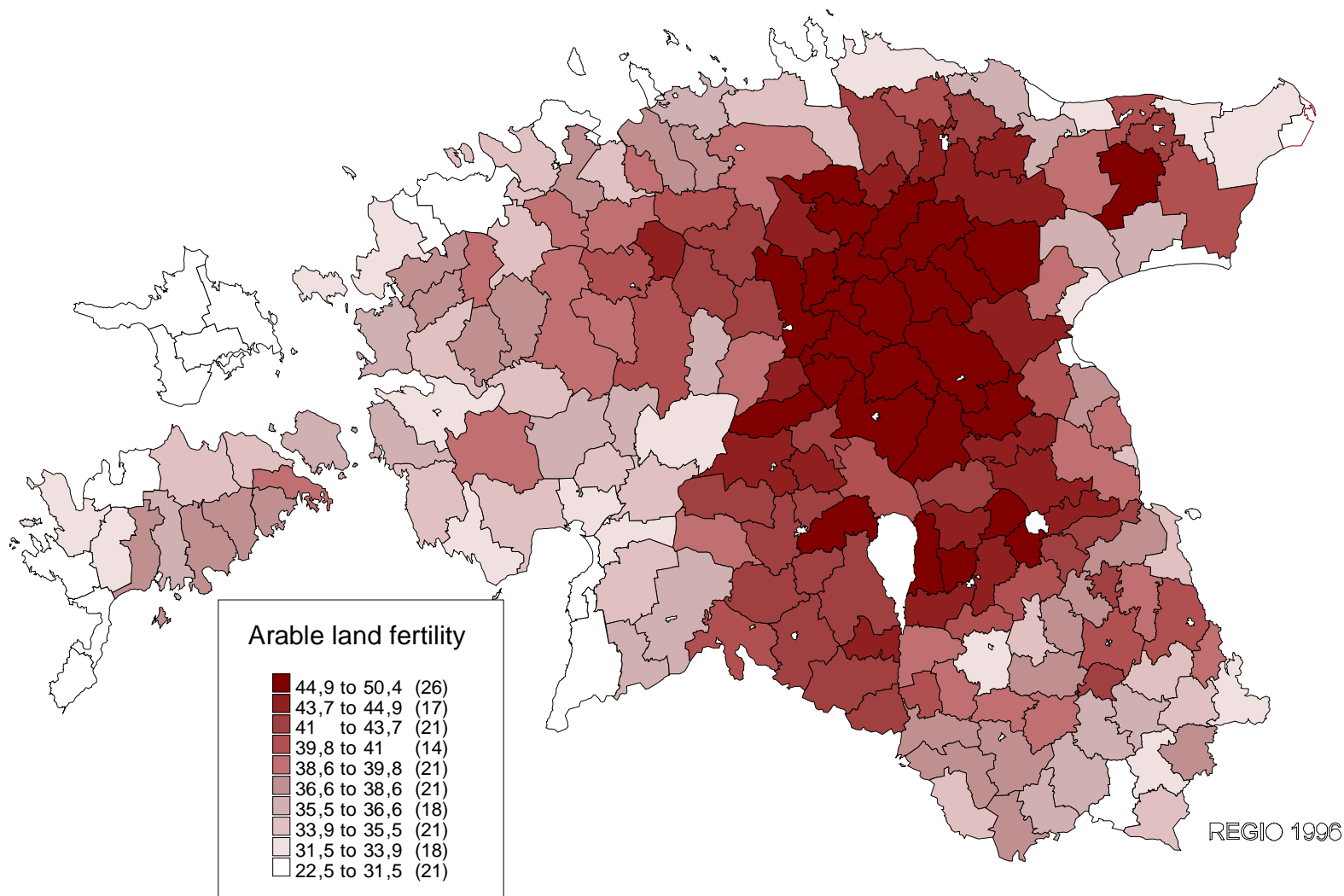
# Contents

- 1. Basic facts on Estonia**
- 2. Livestock density according to Statistical Office (info from Katrin Rannik, Ministry of Agriculture was used for preparing points 2...4)**
- 3. Legal requirements for Nitrate Vulnerable Zones (NVZ)**
- 4. RDP subsidy for manure storages**
- 5. Database on IPPC licences – publicly available info on single industrial plants**
- 6. Production and marketing of milk and meat products**
- 7. (Some green views on future policies in agriculture)**

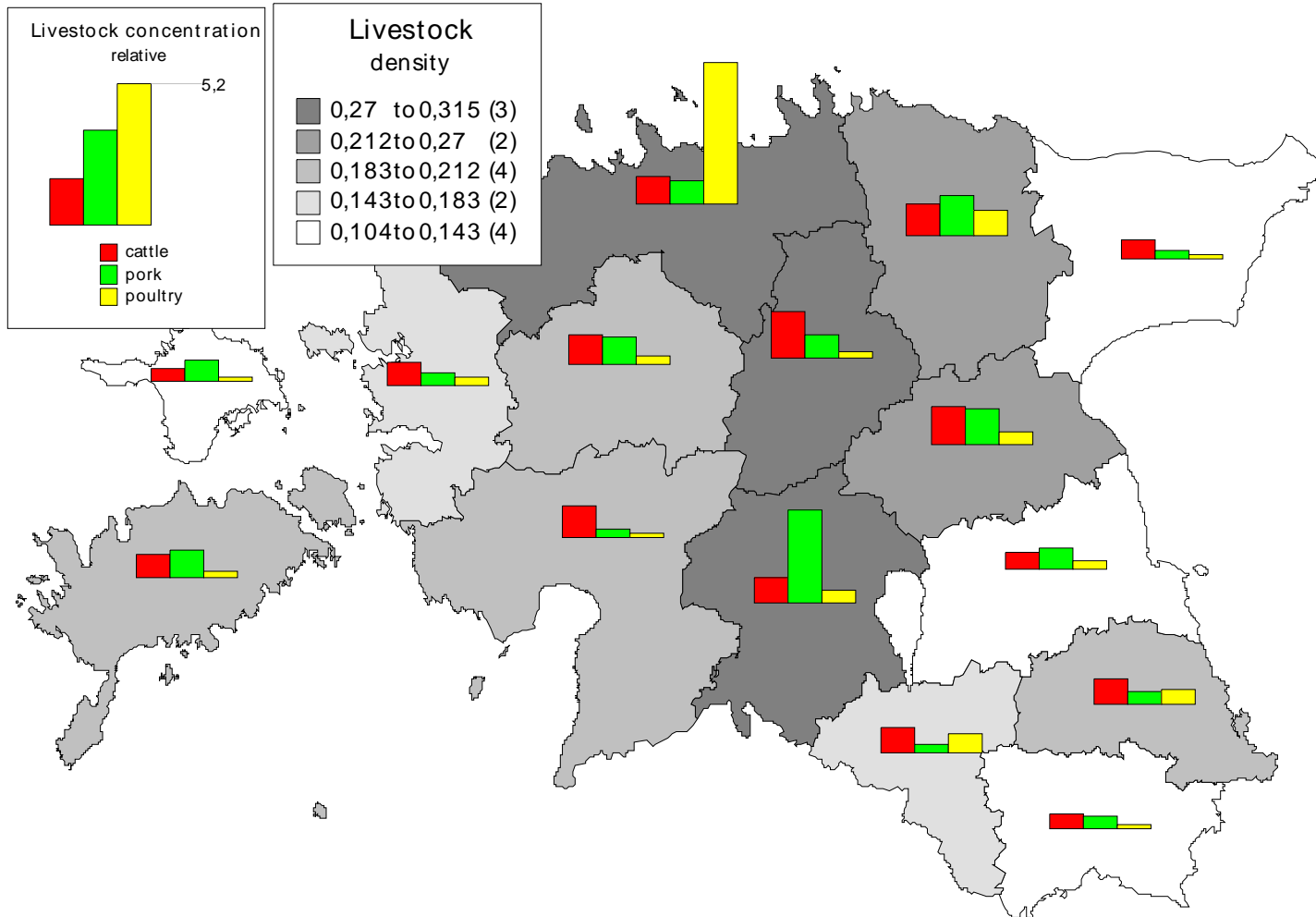
# **Estonia - basic facts**

- **Population – 1,351 million**
- **Area – 45.227 km<sup>2</sup>**
- **Coastline – 3794 km**
- **Forest – over 50% from land area**
- **Agricultural land under 33% from total territory**
- **Water – 6,2% of territory is covered with inland water bodies, 1200 lakes and 420 rivers (over 10km length)**

# Soil map – best areas for agriculture



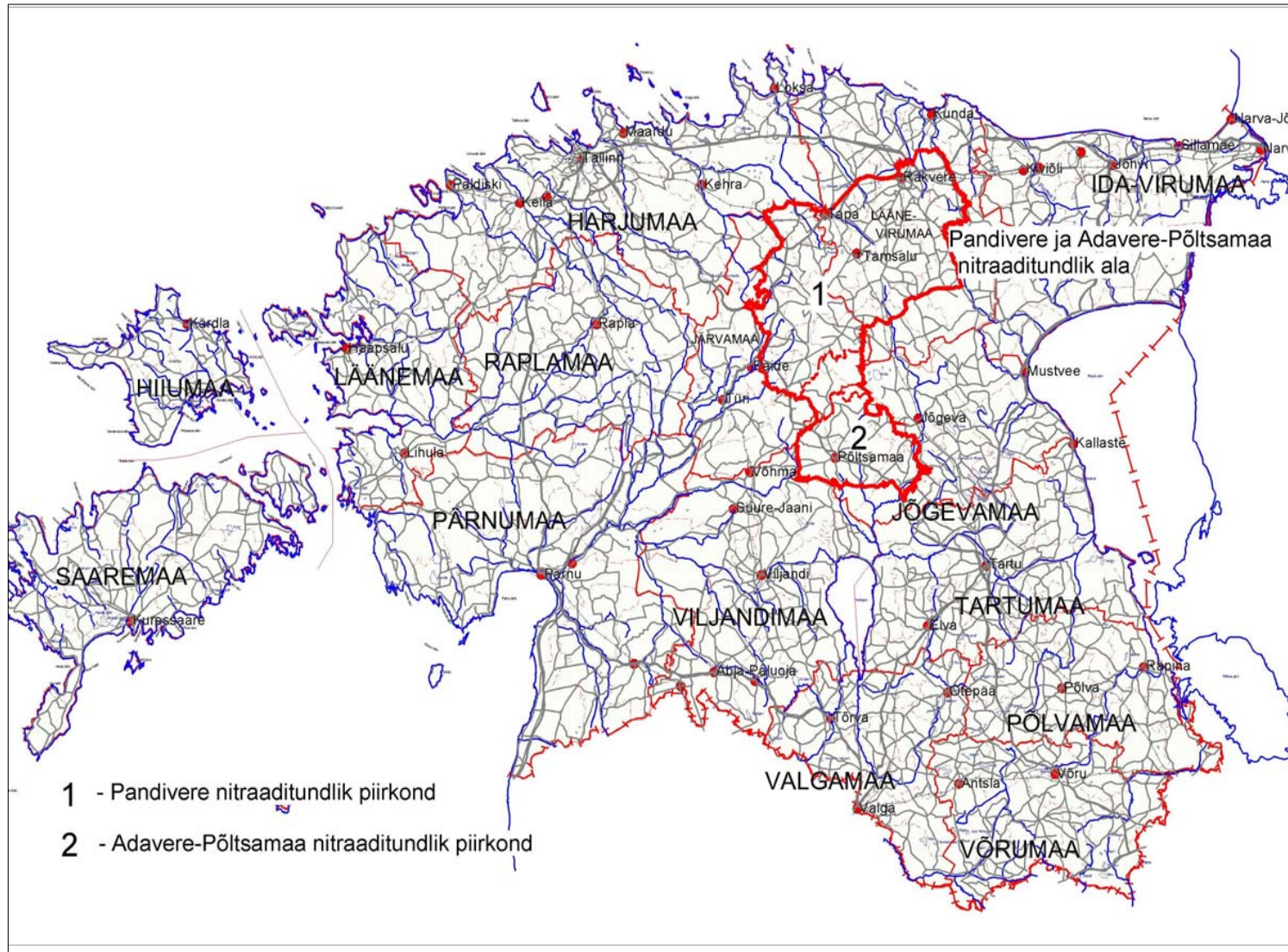
# Livestock (relative) density, 2003



# Nitrate vulnerable zone (NVZ)

- **1998** Pandivere water protection area was established
- **2003** Pandivere-Adavere nitrate vulnerable zone (NVZ) was established
  - **Pandivere Upland** – ground water accumulation area, a lot of karst springs, impact for almost all territory
  - **Põltsamaa-Adavere limestone plateau** – relatively thin soil cover on limestone bedrock, also karst areas, impact mostly local, identified as nitrate concentration over 50 mg/l
  - NVZ covers ca **10% of Estonia** (160000 ha of arable land) and involves three counties.

# Map of NVZ in Estonia



# Total number for livestock (2005):

- 2005: Total no of **cattle** 265 200, including 113 100 milk cows. In the future the share of cows will decrease a bit in favour of beef cattle.
- 2005: According to a press release from the Ministry of Agriculture
- **13 000 cows received a new home** (cow shed) , including **7960** cows who are kept in a new shed with released regime and **5230** cows were accomodated into a renovated shed.
- **No data on the number of cattle per one cowshed.**
- Other livestock
- **Sows and hogs** in productivity control ca 16 600.
- Total no of **pigs** 346 500, the no is growing.
- **Sheep and goats** - 52 400, no increased for 28% during 2005.
- **Hens, ducks, etc.** 878 700.

# Legislation on livestock density:

- 2.0 **Animal Units (AU)** per ha is allowed , in NVZ only 1.5 AU
- In case the farm has more than 10 AU, it should have a **manure or slurry storage facility** with storage capacity of 8 months as a minimum.
- According to the **IPPC Directive** permits are necessary for animal production in farms with more than **300 AU**:
- > 300 cows or > 400 suckling cows or > 600 heifers, >2000 pigs, >750 sows , >40 000 hens or other agriculture birds.
- Note: EU legislation covers only pigs and poultry. **Estonia has voluntarily extended this requirement to farms with cows as well.**
- A farm with 300 cows is not a big one in Estonian understanding. But we also have some farms with 400 to 1100 cows, just in the NVZ area. The owner of the farm must obtain the IPPC licence and apply best available technologies. This is not favourable in terms of competition, compared to other EU memberstates.

# Legislation on manure handling

- Governmental Order No 57 from 27 February 2004: “**Requirements for water protection from handling and storage of silage, manure and fertilizers**”:
- Manure storage must comply with environmental protection standards by the end of 2008 in NVZ and by the end on 2009 in all other areas.
- A feasibility study of investments for agricultural buildings was carried out in 2000. Based on this study, in the Rural Development scheme for 2004-2006 only construction and building of manure storages was supported from the RDP meeting of EU standards measure. .
- Subsidies for constructing the manure storages are based on Animal Units, up to 25 000 EUR per year per applicant and the subsidy is paid during three subsequent years. (total maximum sum is 75 000 EUR). At least one stage of the project must be implemented annually (basement, drainage, walls etc.).
- 2006 (autumn) was the last year to apply for such subsidy.

# Results of subsidising manure storages from RDP funds

- **2004:** ca 750 applications **for ca 100000 AU.**
- 730 applications for 5.8 MEUR were approved.
- **2005:** ca 860 applications for 9,9 MEUR , 800 approved. Most active counties: Pärnu (106 applications), Lääne-Viru (100) and Viljandi (94 ).
- **2006.** 992 applications
- Division of **Animal Units:**
  - **ca 80%** cattle,
  - **ca 20%** pigs ,
  - and a very small part for poultry.

# 2 IPPC licences for pig farms on the internet

- [http://klis.envir.ee/klis/per/view\\_doc?doc\\_id=37564](http://klis.envir.ee/klis/per/view_doc?doc_id=37564)
- Põlva Peekon OÜ; Tsooru Pig Farm
- Võru County
- 54000 piglets and 4500 pigs per year
  
- Linnamäe Peekon OÜ Sigala
- Lääne County
- 192 places for sows with piglets; 48 places for pregnant sows, 2050 weaning piglets, 3520 + 450 fattening pigs

# Milk production and trading

- During the six months of 2006 the **total production of raw milk** was 344, 5 thousand tonnes, that is **3,8%** more than in the same period in 2005
- Total number of cows had decreased by 2400 animals. The mean **production per cow was 3067 tons** of milk. The average **fat** content was 4,12 % and that of **proteins** 3,3%.
- The **average price** paid for raw milk to the producers was 3,827 EEK/kg (4,5% less than in 2005)
- The production of (skimmed) **milk powder** has decreased for 27% and the production of **cream, butter, fermented milk products and cheese** has increased for 5...20%)
- The amount of production increased for 4.5%; the amount of selling for 10,3% and the amount of export for 8,8%. **Export** exceeded **import** for 5,7 times.

# Meat production and trading

- **Production of beef** increased (compared to 2005) for 7,6%. The average price paid to the producers was **24,4 EEK/kg**. That is very low compared to average prices in the EU (59,9 EEK/kg in March 2006). Export of live animals was rather big . Mainly 3 month old beef cattle for growing up in Poland, Latvia. Price per import was 33,2 EEK. 1738 tons of beef was imported and 222 tons was exported.
- Production of **pork** is the second important branch of livestock husbandry after milk production in Estonia. The pork production increased for 1,9% and the average price paid for it was **22,6 EEK**. The market situation for pork has been stable due to private storaging and limitations to import from outside EU: The total number of pigs has decreased for 9400 animals during 6 months (the number of pigs in end of June 2006 was 344 900). Price per import was 23,9 EEK, 8744 tons of pork was imported and 3410 tons was exported. price for export 32,7 EEK/kg.
- Export of meat products (mainly pork and poultry meat) is growing.

**Thank you for your attention!**

***The other presentations of the CCB seminar on EU  
Maritime Strategy and Agriculture are published on***

**[www.ccb.se](http://www.ccb.se)**